

- + REDUCED LOSSES DURING PARTIAL SHADING
- + HIGHER YIELD: MORE REFLECTION ON CELL SURFACE
- + APPLICATIONS: INDUSTRIAL, COMMERCIAL AND RESIDENTIAL POWER PLANTS
- + ECO: ESPECIALLY ECONOMIC AND RELIABLE



product guarantee¹



linear performance guarantee¹



ECO LINE HALF CELL

P120 / 280 - 300 W

POLYCRYSTALLINE MODULE FAMILY



Longlife tested



Power proofed



Safety provided



Selection of components



Cross-linking degree test



Performance surplus of 0 Wp to 6.49 Wp



100% PID free cells



Special packing to avoid micro cracks in the cells



German warrantor

ECO LINE HALF CELL P120 / 280 - 300 W

Polycrystalline module family

Module type LX - XXXP/156-120+ | XXX = Rated power P_{mpp}

Electrical data at STC

Rated power P _{mpp} [Wp]	280.00	285.00	290.00	295.00	300.00
P _{mpp} range to	286.49	291.49	296.49	301.49	306.49
Rated current I _{mpp} [A]	8.85	8.94	9.03	9.11	9.20
Rated voltage V _{mpp} [V]	31.69	31.92	32.16	32.41	32.65
Short-circuit current I _{sc} [A]	9.37	9.46	9.56	9.64	9.74
Open-circuit voltage U _{oc} [V]	38.88	39.17	39.47	39.76	40.06
Efficiency at STC up to	17.24%	17.54%	17.84%	18.14%	18.45%
Efficiency at 200 W/m ²	16.62%	16.96%	17.30%	17.63%	17.99%

Electrical data at NOCT

Power at P _{mpp} [Wp]	207.79	211.77	215.80	219.64	223.78
Rated current I _{mpp} [A]	7.08	7.15	7.23	7.31	7.39
Rated voltage V _{mpp} [V]	29.37	29.61	29.84	30.06	30.29
Short-circuit current I _{sc} [A]	7.56	7.64	7.72	7.79	7.86
Open-circuit voltage U _{oc} [V]	35.89	36.17	36.45	36.74	37.02

Specification as per STC (Standard test conditions): irradiance 1000 W/m² | module temperature 25°C | Air Mass = 1.5
 NOCT (nominal operating cell temperature): irradiance 800 W/m² | wind speed 1 m/sec | ambient temperature 20°C | cell operating temperature 45 +/- 2°C | Air Mass = 1.5

Limiting values

Max. system voltage [V]	1000 V oder 1500 V
Max. return current [I]	15 A
Operating Temperature	-40 to 85°C
Safety class	II
Max. tested pressure load [Pa] ²	5400
Max. tested tensile load [Pa] ²	2400

Temperature coefficient

Temperature coefficient [V] [I] [P]	-0.30% /°C 0.055% /°C -0.40% /°C
---	--------------------------------------

Specifications

Number of cells (matrix)	120 (6 x 20) 156 mm x 78 mm
Module dimensions (LxWxH) ³ Weight	1675 mm x 992 mm x 35 mm 18.5 kg
Front-side glass	3.2 mm tempered highly transparent, anti-reflection solar glass
Frame	stable, anodised aluminium frame
Junction Box	At least IP67
Cable	symmetrical cable lengths > 1.1 m and 1.1 m, 4 mm ² solar cable
Diodes	3 Schottky Diodes
Plug-in connection	MC4 or equivalent (IP67)
Hail test (max. hailstorm)	∅ 45 mm impact velocity 23 m/s ± 83 km/h

The specifications and average values can vary slightly. Relevant is the corresponding data of the individual measurement. Specifications are subject to change without notice. Measurement tolerance depending on equipment: rated power +/- 3%, other values +/- 10%. All information given in this data sheet corresponds to DIN EN 50380. A potential light-induced degradation of the power after commissioning is not considered here. Further information in the installation manuals.

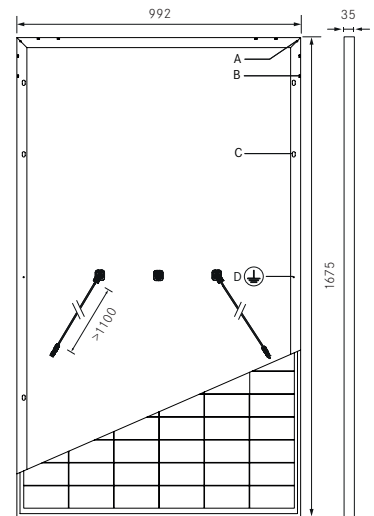
1 The specific warranty conditions are given under www.luxor-solar.com/download.htm

2 Horizontal mounted

3 Tolerance L/W = +/- 3 mm. H +/- 2mm, the dimensions given in the order confirmation will be decisive

4 Location and dimensions of holes on request

Back - / Front -/ Side view³

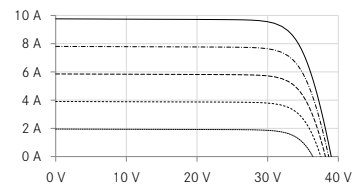


Drilled holes⁴

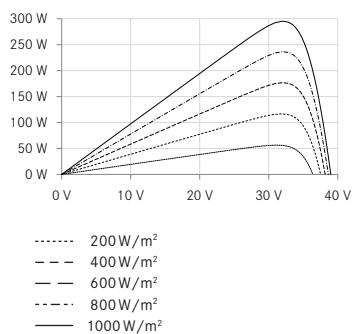
- A: 4 x drainage
- B: 16 x ventilation
- C: 8 x mounting
- D: 2 x earthing

Electrical characteristics

UI-diagram e.g. LX-290P/156-120+



UP-diagram e.g. LX-290P/156-120+



Luxor, your specialised company



Guidelines:
 93/68/EEC
 2014/35/EU, (LVD)
 2014/30/EU, (EMC)

The validity of the certificates/listings for a specific country has to be examined under:
www.luxor-solar.com/download.htm