

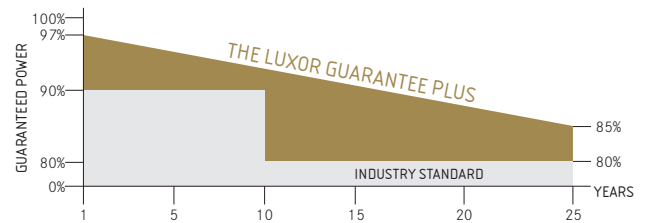
- + SMART: INTELLIGENCE IN THE JUNCTION BOX
- + SYSTEM MONITORING: OPTIMUM PERFORMANCE FOR EACH MODULE
- + GREATEST FLEXIBILITY IN SYSTEM DESIGN
- + ECO: ESPECIALLY ECONOMIC AND RELIABLE



product guarantee¹



linear performance guarantee¹



ECO SMART LINE

M60/ 300 - 320 W

MONOCRYSTALLINE MODULE FAMILY



Longlife tested



Power proofed



Safety provided



Selection of components



Cross-linking degree test



Performance surplus of 0 Wp to 6.49 Wp



100% PID free cells



Special packing to avoid micro cracks in the cells



German warrantor



ECO SMART LINE M60/300 - 320W

Monocrystalline module family

Module type LX - XXXM/156-60+ | XXX = Rated power Pmpp

Electrical data at STC

Rated power Pmpp [Wp]	300.00	305.00	310.00	315.00	320.00
Pmpp range to	306.49	311.49	316.49	321.49	326.49
Rated current Impp [A]	9.35	9.41	9.47	9.53	9.59
Rated voltage Vmpp [V]	32.14	32.45	32.81	33.13	33.45
Short-circuit current Isc [A]	9.85	9.90	9.95	10.00	10.05
Open-circuit voltage Uoc [V]	38.78	38.97	39.17	39.36	39.56
Efficiency at STC up to	18.47%	18.77%	19.10%	19.41%	19.73%
Efficiency at 200 W/m ²	17.78%	18.06%	18.34%	18.63%	18.93%

Electrical data at NOCT

Power at Pmpp [Wp]	221.68	225.18	228.89	232.51	236.19
Rated current Impp [A]	7.48	7.53	7.58	7.63	7.67
Rated voltage Vmpp [V]	29.64	29.91	30.21	30.49	30.77
Short-circuit current Isc [A]	7.88	7.92	7.96	8.00	8.04
Open-circuit voltage Uoc [V]	35.76	35.92	36.07	36.23	36.39

Specification as per STC (Standard test conditions): irradiance 1000 W/m² | module temperature 25°C | AM = 1,5
NOCT (nominal operating cell temperature): irradiance 800 W/m² | wind speed 1 m/sec | temperature 20°C | @45 +/- 2°C | AM = 1,5

Limiting values

Max. system voltage [V]	1000 V or 1500 V
Max. return current [I]	15 A
Operating Temperature	-40 to 85°C
Safety class	II
Max. tested pressure load [Pa] ²	5400
Max. tested tensile load [Pa] ²	2400

Temperature coefficient

Temperature coefficient [V] [I] [P]	-0.30% /°C 0.06% /°C -0.40% /°C
---	-------------------------------------

Specifications

Number of cells (matrix)	60 (6 x 10), three strings in a row 156 mm x 156 mm
Module dimensions (LxWxH) ³ Weight	1640 mm x 992 mm x 40 mm 20.2 kg
Front-side glass	3.2 mm tempered highly transparent, anti-reflection solar glass
Frame	stable, anodised aluminium frame
Junction Box	SolarEdge
Cable	4 mm ² solar cable, cable length 1.0 m
Diodes	3 Schottky Diodes 15A/45V
Plug-in connection	MC4 or equivalent (IP67)
Hail test (max. hailstorm)	∅ 45 mm impact velocity 23 m/s ± 83 km/h

The specifications and average values can vary slightly. What is important is the corresponding data of the individual measurement. Specifications are subject to change without notice. Measurement tolerance: rated power +/- 3%, other values +/- 10%, all information in this data sheet corresponds to DIN 50380. A potential light-induced degradation of the power after commissioning is not considered here, other information can be found in the installation guidelines.

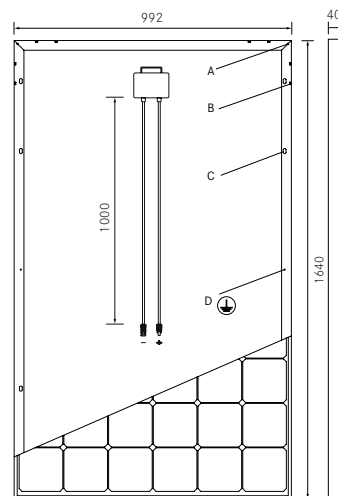
1 The specific warranty conditions are given under www.luxor-solar.com/download.htm

2 For standing installation

3 Tolerance L/W = +/- 3 mm, H = the dimensions given in the order confirmation will be decisive

4 Location on request

Back - / Front -/ Side view³

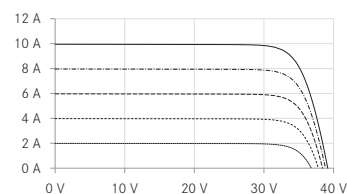


Drilled holes⁴

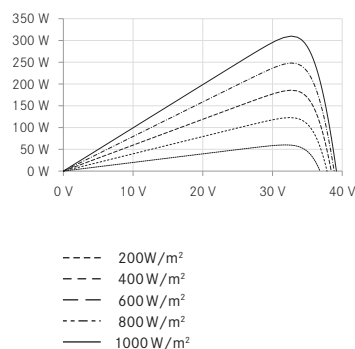
- A: 4 x drainage
- B: 16 x ventilation
- C: 8 x mounting
- D: 2 x earthing

Electrical characteristics

UI-diagram e.g. LX-310M/156-60+



UP-diagram e.g. LX-310M/156-60+



Luxor, your specialised company



Guidelines:
93/68/EEC
2014/35/EU, (LVD)
2014/30/EU, (EMC)

The validity of the certificates/listings for a specific country has to be examined under:
www.luxor-solar.com/download.htm