

- + HIGH-PERFORMANCE SOLAR MODULE
- + APPLICATIONS: INDUSTRIAL, COMMERCIAL AND RESIDENTIAL POWER PLANTS
- + ECO: PARTICULARLY ECONOMICAL AND RELIABLE



product guarantee<sup>1</sup>



linear performance guarantee<sup>1</sup>




## ECO LINE

## P60/270 - 290 W

### POLYCRYSTALLINE MODULE FAMILY



Longlife tested



Power proofed



Safety provided



Selection of components



Cross-linking degree test



Performance surplus of 0 Wp to 6.49 Wp



100% PID free cells



Special packing to avoid micro cracks in the cells



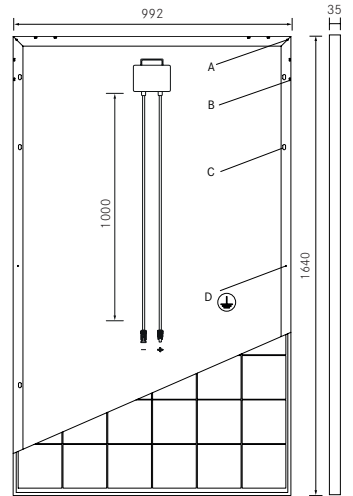
German warrantor

# ECO LINE P60/270 - 290W

Polycrystalline module family

Module type LX - XXXP/156-60+ | XXX = Rated power Pmpp

Back - / Front - / Side view<sup>3,4</sup>



## Electrical data at STC

Rated power Pmpp [Wp]	270.00	275.00	280.00	285.00	290.00
Pmpp range to	276.49	281.49	286.49	291.49	296.49
Rated current Impp [A]	8.68	8.77	8.86	8.95	9.04
Rated voltage Vmpp [V]	31.16	31.42	31.68	31.94	32.17
Short-circuit current Isc [A]	9.18	9.27	9.35	9.44	9.53
Open-circuit voltage Uoc [V]	38.32	38.58	38.84	39.11	39.33
Efficiency at STC up to	16.63%	16.94%	17.25%	17.57%	17.88%
Efficiency at 200 W/m <sup>2</sup>	16.21%	16.52%	16.84%	17.17%	17.49%

## Electrical data at NOCT

Power at Pmpp [Wp]	200.40	204.12	207.90	211.76	215.47
Rated current Impp [A]	6.95	7.02	7.09	7.16	7.23
Rated voltage Vmpp [V]	28.85	29.08	29.32	29.57	29.78
Short-circuit current Isc [A]	7.34	7.41	7.48	7.55	7.62
Open-circuit voltage Uoc [V]	35.47	35.71	35.96	36.20	36.41

Specification as per STC (Standard test conditions): irradiance 1000W/m<sup>2</sup> | module temperature 25°C | Air Mass = 1.5  
 NOCT (nominal operating cell temperature): irradiance 800W/m<sup>2</sup> | wind speed 1 m/sec | ambient temperature 20°C | cell operating temperature 45 +/- 2°C | Air Mass = 1.5

## Limiting values

Max. system voltage [V]	1000 V or 1500 V
Max. return current [I]	15 A
Operating Temperature	-40 to 85°C
Safety class	II
Max. tested pressure load [Pa] <sup>2</sup>	5400
Max. tested tensile load [Pa] <sup>2</sup>	2400

## Temperature coefficient

Temperature coefficient [V]   [I]   [P]	-0,30% /°C   0,05% /°C   -0,41% /°C
---	-------------------------------------

## Specifications

Number of cells (matrix)	60 (6 x 10), three strings in a row   156 mm x 156 mm
Module dimensions (LxWxH) <sup>3</sup>   Weight	1640 mm x 992 mm x 35 mm   18.5 kg
Front-side glass	3.2 mm tempered highly transparent, anti-reflection solar glass
Frame	stable, anodised aluminium frame
Junction Box	At least IP65
Cable	4 mm <sup>2</sup> solar cable, cable length 1.0 m
Diodes	3 Schottky Diodes
Plug-in connection	MC4 or equivalent with IP67
Hail test (max. hailstorm)	∅ 45 mm   impact velocity 23 m/s ± 83 km/h

The specifications and average values can vary slightly. Relevant is the corresponding data of the individual measurement. Specifications are subject to change without notice. Measurement tolerance depending on equipment: rated power +/- 3%, other values +/- 10%. All information given in this data sheet corresponds to DIN EN 50380. A potential light-induced degradation of the power after commissioning is not considered here. Further information in the installation manuals.

1 The specific warranty conditions are given under [www.luxor-solar.com/download.htm](http://www.luxor-solar.com/download.htm)

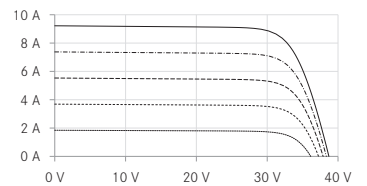
2 Horizontal mounted

3 Tolerance L/W = +/- 3 mm. H +/- 2mm, the dimensions given in the order confirmation will be decisive

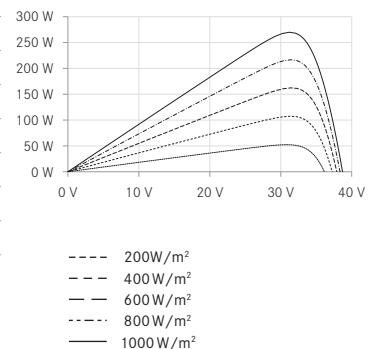
4 Location and dimensions of holes on request

## Electrical characteristics

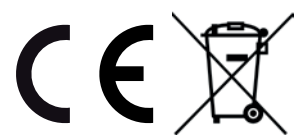
UI-diagram e.g. LX-270P/156-60+



UP-diagram e.g. LX-270P/156-60+



Luxor, your specialised company



Guidelines:  
 93/68/EEC  
 2014/35/EU, (LVD)  
 2014/30/EU, (EMC)

The validity of the certificates/listings for a specific country has to be examined under:  
[www.luxor-solar.com/download.htm](http://www.luxor-solar.com/download.htm)